

Video Version / Versión Video



· C I A P I R I · SILLÓN / CHAIR

/ 1 Cushion included / Includo 1cojín

ASSEMBLY INSTRUCTIONS INSTRUCCIONES DE ENSAMBLE

www.plasticosmq.com.co

/ Assembly Parts / Piezas de Ensamble

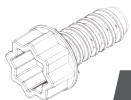
Required Tool / Herramienta Requerida
*Included / Includa

Screw Wrench
/ LLave para tornillos

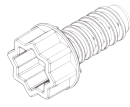


x1

Includes 1
replacement screw
Incluye 1 tornillo
de repuesto



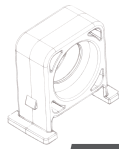
x1



x12



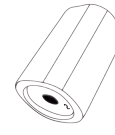
x6



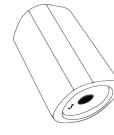
x4



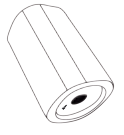
1 x1




2 x1



3 x1



4 x1



RA x1



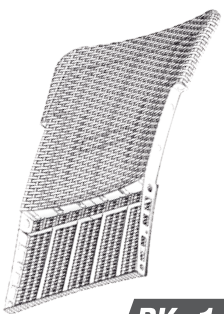
RA-CO x1



LA x1



LA-CO x1




BK x1



BK-CO x1



SE x1



FB x1

STEP
/ PASO

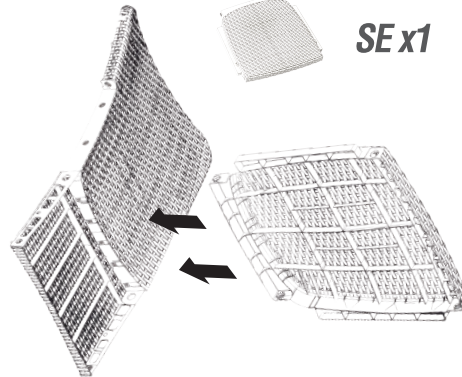
1



BK x1



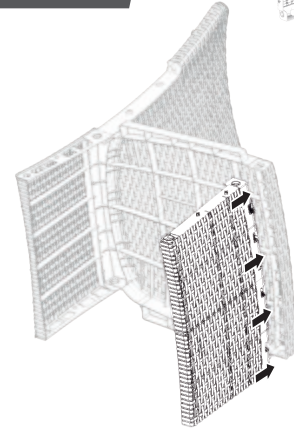
SE x1



STEP
/ PASO

2

FB x1



STEP
/ PASO

3



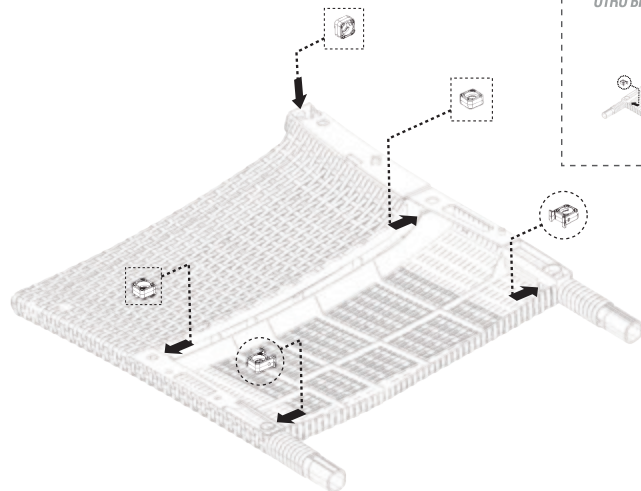
x1



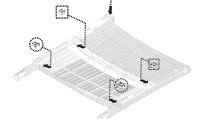
x3



x2

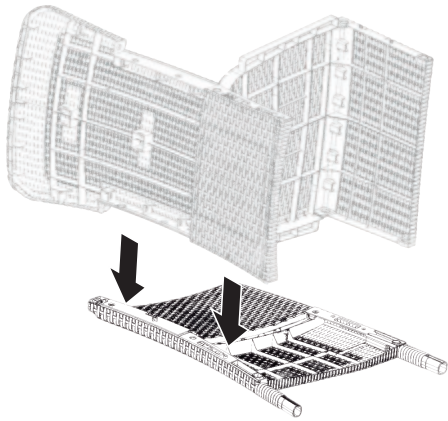


REPEAT THIS STEP WITH THE
ANOTHER ARM OF THE CHAIR
REPITE ESTE PASO CON EL
OTRO BRAZO DEL SILLÓN



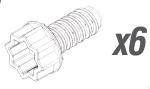
STEP / PASO

4

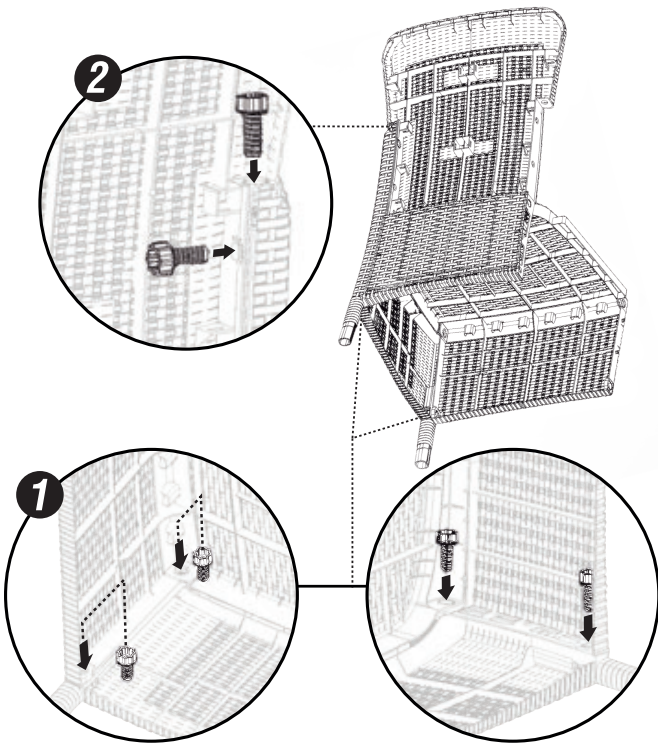


STEP / PASO

5

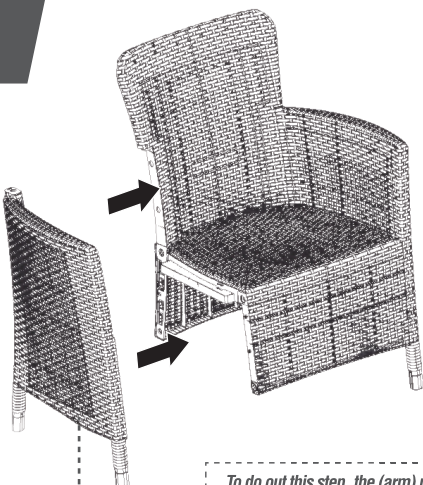


Use the included tool to secure the screws
Utilice la herramienta incluida para asegurar los tornillos



STEP / PASO

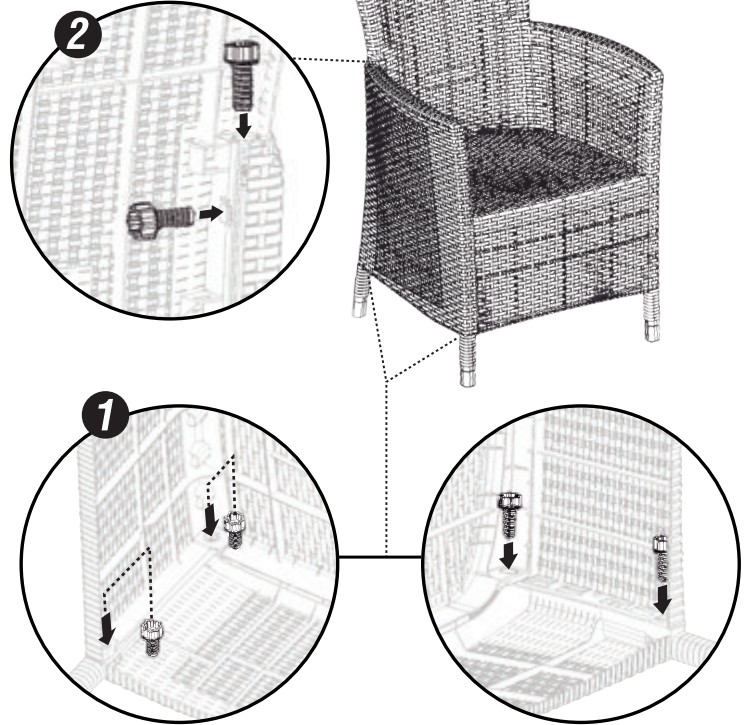
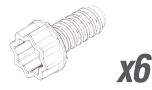
6



To do out this step, the (arm) piece must be pre-assembled from step 3
Para realizar este paso la pieza (brazo) debe estar pre-ensamblada desde el paso 3

STEP / PASO

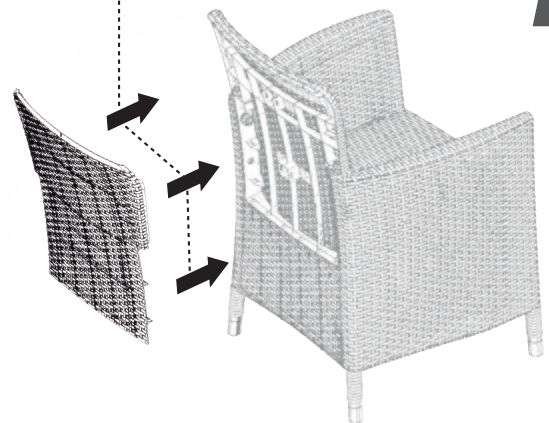
7



STEP / PASO

8

click



STEP / PASO

6

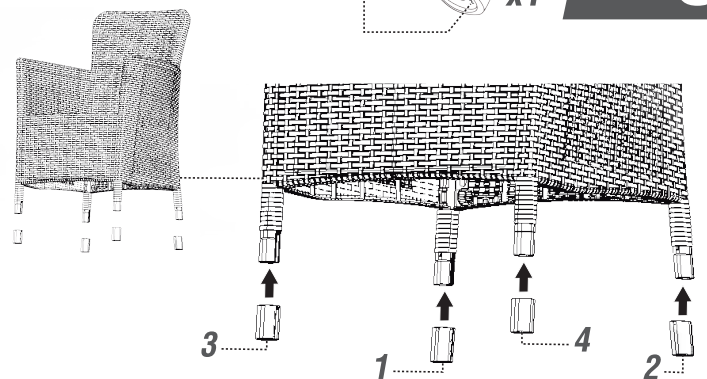
Check the identification number
Verifique el número de identificación

1-2-3-4



STEP / PASO

9



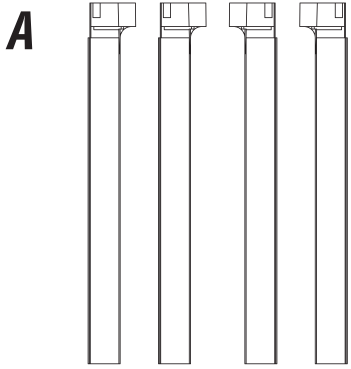


ASSEMBLY INSTRUCTIONS INSTRUCCIONES DE ENSAMBLE

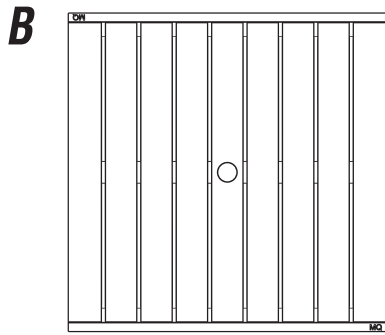


/ Assembly Parts
/ Piezas de Ensamble

MADEIRA TABLE
MESA MADEIRA

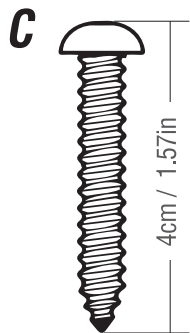


X4



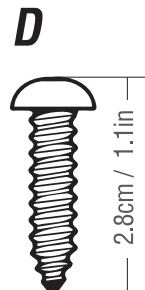
X1

 Cross Screws
Tornillos de estrella



4cm / 1.57in

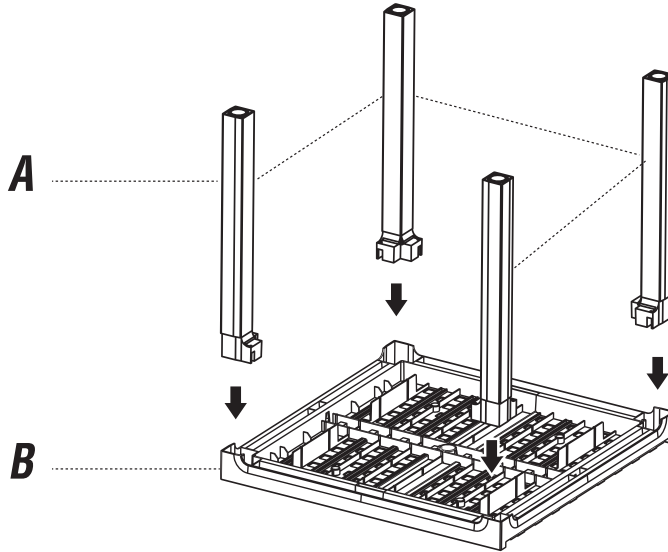
X8



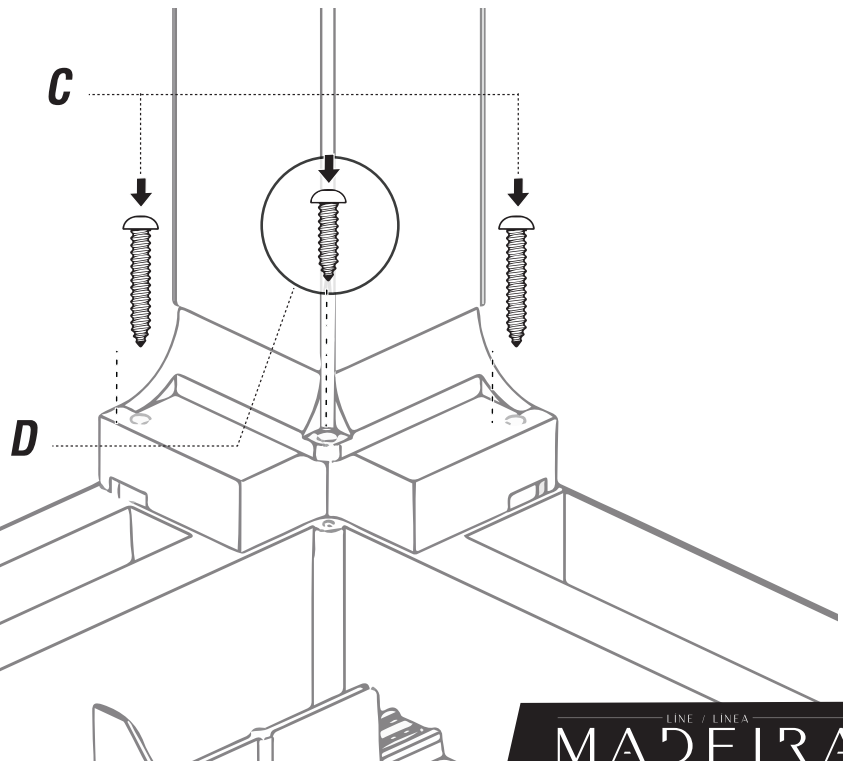
2.8cm / 1.1in

X4

1



2



LINE / LINEA
MADEIRA

IMPORTANT: Please contact Customer Service if you have any problems or discover any missing parts.
IMPORTANTE: Sírvase contactar con nuestro Servicio al Cliente por cualquier problema o pieza que pudiera faltar. www.plasticosmq.com.co